

























Packaging BLH Assemblies

No	Drawing number	Part Name	Parts in PE bag	Two Labels / PE bag (English & Spanish)	Qty. / PE bag	Parts in Cartonbox	Bags/ box (bags/layer *layer Qty)	Boxes/ pallet (Box/ layer *layer Qty)	Qty/ pallet	Carton box outer dimension	Pallet size
1	BLH-SDB-001-005-M2	Bottom Kick Rail Assembly			10 sets		5*5=25 (units 250)	4*7=28	7000	860*290*280	1200*860*210 (plastic pallet: 1200*800)
2	BLH-SDB-001-003-M2	Middle rail Clip Assembly			10 sets		5*5=25 (units 250)	4*7=28	7000	810*300*280	1200*810*210 (plastic pallet: 1200*800)
3	BLH-SDB-001-004-M2	Stanchion Clip Assembly			10 sets		5*5=25 (units 250)	3*7=21	5250	790*350*280	1050*800*210 (plastic pallet: 1000*800)
4	BLH-SDB-001-006-M2	Mesh Panel Vertical Joiner Assembly			5 sets		2*2=4 (units 20)	5*12=60	1200	860*240*160	1200*860*2070 (plastic pallet: 1200*800)
5	BLH-SDB-001-011-M2	Adjustable Joiner Assembly			20 sets		4*5=20 (units 400)	6*5=30	12000	420*360*380	1200*840*2050 (plastic pallet: 1200*800)
6	BLH-SDB-001-012-M2	Adjustable Mounting Block Assembly			10 sets		5*2=10 (units 100)	4*13=52	5200	770*320*150	1280*800*2100 (plastic pallet: 1200*800)
7	BLH-SDB-001-013-M2	Top Capping Rail			10 sets		3*2=6 (units 60)	3*19=57	3420	1080*250*105	1200*800*2145 (plastic pallet: 1200*800)
8	BLH-SDB-001-018-M2	Top Rail Clip Assembly			10 sets		5*5=25 (units 250)	4*7=28	7000	810*320*280	1280*810*210 (plastic pallet: 1200*800)
9	BLH-SDB-002-008	Stop Drop Mesh Panel	NA	NA	NA	 	20pcs/ box	1*15=15	300	1030*885*135	1030*885*2180 (plastic pallet: 1000*800)